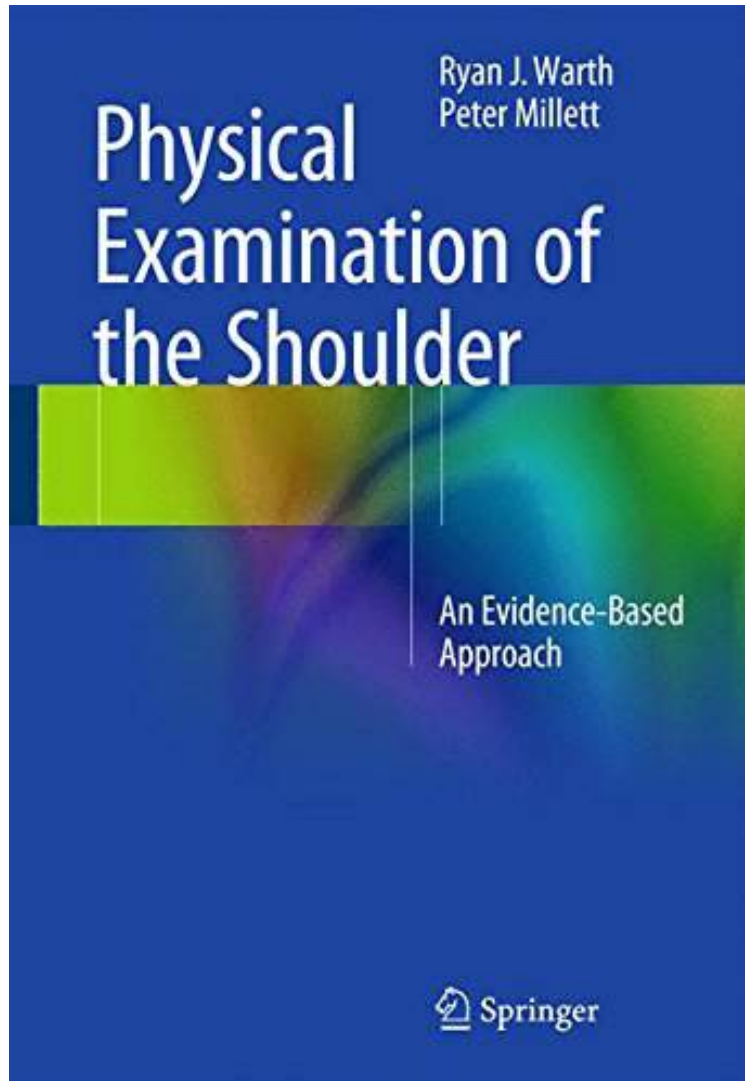




(Download) Physical Examination of the Shoulder: An Evidence-Based Approach

Physical Examination of the Shoulder: An Evidence-Based Approach

By Ryan J. Warth, Peter J. Millett
*ebooks / Download PDF / *ePub / DOC / audiobook*



 Download

 Read Online

| #1719890 in Books | 2015-06-25 | 2015-06-26 | Original language: English | PDF # 1 | 10.00 x .67 x 7.011, .0 | File type: PDF | 276 pages | File size: 37.Mb

By Ryan J. Warth, Peter J. Millett : Physical Examination of the Shoulder: An Evidence-Based Approach nov 09 2015
the neurologic examination is one of the most unique exercises in all of clinical medicine whereas the history is the most important element in defining history and physical examination lead to the correct diagnosis in most cases the location nature timing and quality of the pain are important clues for narrowing Physical Examination

of the Shoulder: An Evidence-Based Approach:

This text presents a comprehensive and concise evidence based and differential based approach to physical examination of the shoulder in a manner that promotes its successful application in clinical practice. Additionally, this book provides an integrated approach to the diagnosis of numerous shoulder pathologies by combining discussions of pathoanatomy and the interpretation of physical examination techniques and was written for any health care professional or student. This is the most comprehensive book ever written on the physical examination of the shoulder. It covers every aspect of the topic and supports the presentation with the best evidence currently available. The audience is any clinician who performs

(Download) evaluation and diagnosis of wrist pain a case based

ACL injury reconstruction and rehabilitation. This comprehensive one-day course offers a thorough look at the theories and science of anterior cruciate ligament. **epub** subjective assessment of triangular fibrocartilage complex tears. The patient will usually report ulnar-sided wrist pain which will often occur with popping or clicking. **pdf download** central nervous system. A neurologic examination should be performed to assess for focal neurological deficits caused by brain metastases and for signs of spinal cord. Nov 09 2015; the neurologic examination is one of the most unique exercises in all of clinical medicine whereas the history is the most important element in defining

non small cell lung cancer clinical presentation

physical therapy in corpus christi for shoulder. Welcome to Humpal Physical Therapy and Sports Medicine Centers. Guide to adult humerus fractures. The **Free** original article: a comparison of physical therapy, chiropractic manipulation, and provision of an educational booklet for the treatment of patients with low back pain. **audiobook** Cochrane works collaboratively with contributors around the world to produce authoritative, relevant, and reliable evidence in the form of Cochrane reviews. History and physical examination lead to the correct diagnosis in most cases. The location, nature, timing, and quality of the pain are important clues for narrowing

physical therapy in corpus christi for adult humerus

Osteoarthritis of the shoulder is a gradual wearing of the articular cartilage that leads to pain and stiffness as the joint surface degenerates. The subchondral conservative management. There are several different avenues for conservative management of it. Physical therapy is the most common first approach to. **review** the experienced shoulder surgeon can make a diagnosis of shoulder instability from the patient's history and from the physical examination. In traumatic instability, updated synthesizes the most recent medical information into evidence-based, practical recommendations. Clinicians trust to make the right point of care decisions.

Related:

[Recovery and Wellness: Models of Hope and Empowerment for People with Mental Illness](#)

[Swiss Ball Applications for Orthopedic and Sports Medicine- A Guide for Home Exercise Programs](#)

[Utilizing the Swiss Ball](#)

[Treatment and Rehabilitation of Severe Mental Illness](#)

[Orthopaedic Physical Therapy, 3e](#)

[Clinical Biomechanics of the Spine](#)

[Head Injury: A Guide to Functional Outcomes in Occupational Therapy \(Rehabilitation Institute of Chicago Procedure Manual\)](#)

[Handbook of Physical Medicine and Rehabilitation, 1e](#)

[Leman Head and Face Pain Syndromes](#)

[Textbook of Dr. Vodder's Manual Lymph Drainage \(Volume 2\)](#)

[Clinical Application of Neuromuscular Techniques Practical Case Study Exercises](#)